

WE OFFER

- Standard Chemical Feed Systems
- Controls / Controllers
- Metering Pumps
- Custom Engineered Systems
- On-Site Oxidant Generation
- Polymer Feed Systems
- Chemical Storage & Accessories
- Booster Skids
- Performance Monitoring Tools
- Transfer Pumps
- Level Monitoring
- Web Based Remote Monitoring
- Instrumentation
- Flow Measurement
- Innovative Accessories

SPECIALIZED SERVICES

- System Installations
- Start Up & Commissioning
- Contract Maintenance
- Emergency Repairs
- Plant Audits / System Surveys
- Pump/ Accessory Repairs
- Equipment Pool Management
- Equipment Rentals
- Controller Maintenance & Repair

MARKETS SERVED

- Industrial
- Municipal
- Commercial
- Recreational

31 Presidential Drive
Roselle, IL. 60172

Toll Free: 888-200-1800

Phone: 630-351-9070

Fax: 630-351-9080

www.equip-solutions.com

Automatic Pump Switch-Over

Simple, economical way to add reliability to any chemical feed application.



- Accepts Any Feed Verification Device
- Switches Pumps on No Flow Condition
- Sets up in less than 5 minutes
- Simple to Retrofit
- Works with any metering pump
- At-A-Glance Status Indicators
- Adds Treatment Reliability
- Economical
- Integrated into Pre-Packaged Systems

The Switcheroo is designed to detect primary pump flow loss and automatically activate a secondary pump. An alarm output is also triggered when the switchover occurs. The most common configuration is to use the Switcheroo with two pumps and a flow verification device for the primary pump.

Simple Operation


With a flow detection device installed onto Pump #1, turn Pump #1 ON by pressing front panel switch. The "Pump 1 ON" panel LED will light and a relay will enable Pump #1. When the flow detection signal is lost for 1 minute, the Pump #1 relay and panel LED will turn OFF and the Pump #2 relay and panel LED will turn ON, along with Alarm relay and panel LED.

Various devices may be connected to the pump to generate the signals. The Switcheroo can accept any 4-20mA signal (Oval Gear meters, Thermal Dispersion switches etc). It can accept any Reed Switch Device and popular flow monitors such as the Walchem PosiFlow, LMI Digi-Pulse, Tacmina Model FM-01, AW Company JVK Series, Kobolb Flo-Sensors etc.

The Switcheroo is contained in a NEMA 4X wall mount enclosure. External connections are connected to an internal terminal block through Heyco strain relief hubs. Panel controls and visual LED indicators are used to control and provide visual operation of the operating sequence. The unit includes two powered pigtailed to simplify pump installation.

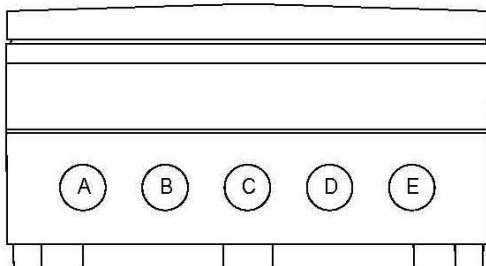
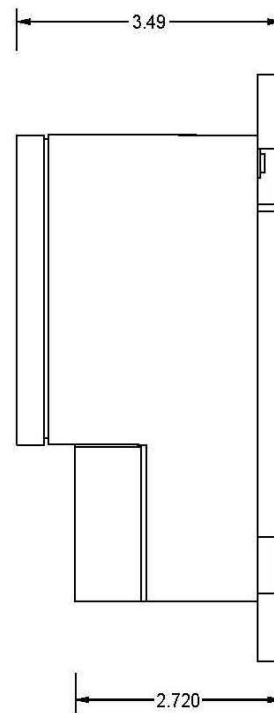
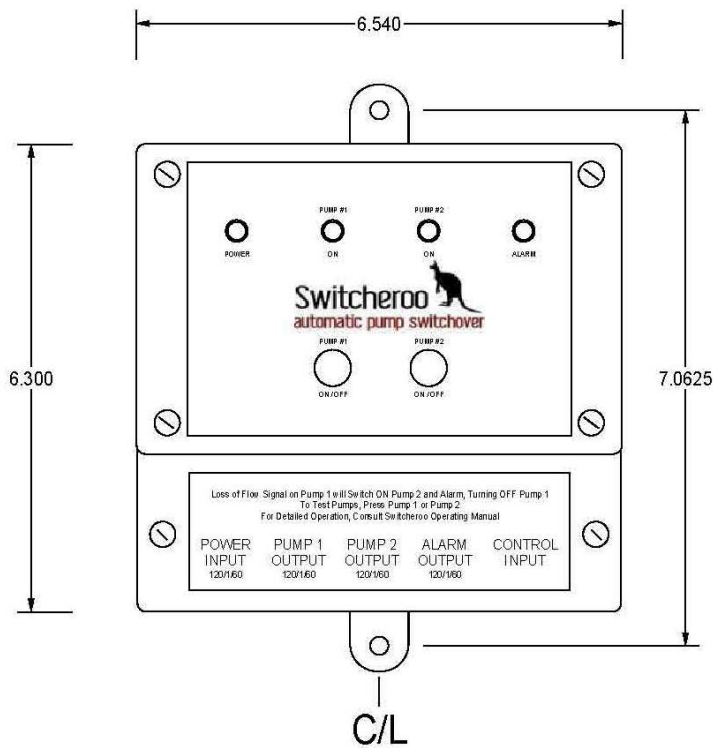
Set up could not be easier. All the directions needed are printed on the front of the controller, making this easy to set up, monitor and use successfully.

We have incorporated this controller into a series of pre-package duplex pump standard systems.



Specifications

- Inputs : Analog or Pulse Flow Monitor Signal
- Outputs : Pump Power, Alarm
- Supply Power : 100-240 VAC
- Environmental Rating : NEMA 4X enclosure
- Dimensions : 7" x 6.5" x 3.5" / 2.0
- Temperatures : Operating: -20 to 120F



- A - POWER INPUT CORD w/ MOLDED PLUG
- B - PUMP #1 PIG TAIL
- C - PUMP #2 PIG TAIL
- D - ALARM OUTPUT PIG TAIL
- E - INPUT SIGNAL